





































Eco-doku Symbol Key

Symbol	Draw Your Symbol	Name	How do you think it helps plants?
		sun	
		leaf	
		cloud	
		bee	

More Eco-doku puzzles!

If you solve these, you can try our "Eco-doku Challenge" that follows. You can also try making your own Eco-doku puzzles for friends to solve!

